

# Meridian

ALUMINUM STRAP



# Meridian

## ALUMINUM STRAP

We offer a wide range of styles and colors that perform well in our climate. Aluminum strap furniture is comfortable, easy to clean and requires very little maintenance.



### Construction Features

1

Thick wall aluminum tubing with 4-sided welds.

2

All welds are hand filed and well polished for a smooth surface.

3

Drain holes on the undersides of the frames.

4

Extra bracing added to seats and legs provide additional strength and stability.

5

Frames go through an extensive pre-treatment process to insure superior adhesion of the finish.

6

Finishes are electrostatically applied powder-coat using the highest grade polyester powder that is extremely fade and scratch resistant.

7

Wide range of table top materials for specific uses.

8

Straps are made from 100% virgin vinyl which are double wrapped around the frames for extra strength; they are also easy to replace.

All Meridian products carry a commercial warranty that is fully supported by our Service Team.



West Wind Strap



West Wind Strap

## West Wind Strap

1 3/4" x 1/2" Arm | Extruded Aluminum | 2" Vinyl with UV Stabilizers & Mildew Preventatives



#W3350  
Dining Arm Chair  
W D H SH AH  
24 29 34 17 25



#W3377  
Backless Bar Stool  
W D H  
20 21 29



#W3375  
Bar Chair  
W D H SH AH  
24 31 48 31 38



#W3310  
Chaise Lounge  
W D H SH AH  
28 80 46 16 25

## Anna Maria Strap

2" x 3/4" Arm | Extruded Aluminum | 2" Vinyl with UV Stabilizers & Mildew Preventatives



#W7750  
Dining Arm Chair  
W D H SH AH  
24 30 35 17 25



#W7778  
Balcony Chair  
W D H SH AH  
24 31 43 25 33



#W7775  
Bar Chair  
W D H SH AH  
24 31 49 31 39



#W7710  
Chaise Lounge  
W D H SH AH  
28 80 42 15 24




## Neptune Strap

1 1/4" Round Arm | Extruded Aluminum | 2" Vinyl with UV Stabilizers & Mildew Preventatives



A.

#W1750  
Dining Arm Chair  
W D H SH AH  
23 27 35 17 23



A.

#W1750CW  
Dining Cross Weave  
W D H SH AH  
23 27 35 17 23



#W1740  
Sand Chair  
W D H  
22 30 28



#W1740CW  
Sand Chair, Cross Weave  
W D H  
22 30 28



#W1775  
Bar Chair  
W D H SH  
23 27 45 30



#W1775CW  
Bar Chair Cross Weave  
W D H SH  
23 27 44 30



#W1775A  
Bar Chair, with Arms  
W D H SH AH  
31 27 45 30 38



#W1775ACW  
Bar Chair, with Arms, Cross Weave  
W D H SH AH  
31 27 44 30 38



#W1710  
Chaise Lounge  
W D H SH  
28 80 41 16



#W1710CW  
Chaise Lounge, Cross Weave  
W D H SH  
28 80 41 16

18" Seat Height!



#W1710-18  
Chaise Lounge, 18" Seat Height  
W D H SH  
28 80 41 18

18" Seat Height!



#W1710-18CW  
Chaise Lounge, 18" Seat Height, Cross Weave  
W D H SH  
28 80 41 18

20" Seat Height!



#W1710-20  
Chaise Lounge, 20" Seat Height  
W D H SH  
28 80 41 20



#W1710-20CW  
Chaise Lounge, 20" Seat Height, Cross Weave  
W D H SH  
28 80 41 20



A. The seat bend of most strap dining chairs is reinforced with extra internal aluminum tubing.



B. Aluminum skid welded onto all Neptune chaises.




C. Safety Bend: Prevents fingers being pinched when adjusting the headrest of a Neptune chaise.



D. All strap furniture features double wrapped straps secured in place with nylon rivets.




E. Vinyl protector prevents the aluminum ratchet from scratching the frame during adjustment.



F. The 18" and 20" seat height makes it easier to get in and out of. A great option for retirement communities.



Regatta Strap



Aruba Strap

## Regatta Strap

1 1/2" x 3/4" Arm | Extruded Aluminum | 2" Vinyl with UV Stabilizers & Mildew Preventatives



#W1850  
Dining Arm Chair  
W D H SH AH  
23 27 35 17 23



#W1850CW  
Dining Cross Weave  
W D H SH AH  
23 27 35 17 23




#W1810  
Chaise Lounge  
W D H SH AH  
27 81 41 15 19

Aluminum Ratchet  
Nylon Glides  
Double Wrapped Straps  
Stackable  
15" Seat Height



#W1810CW  
Chaise Lounge, Cross Weave  
W D H SH AH  
27 81 41 15 19

Aluminum Ratchet  
Nylon Glides  
Double Wrapped Straps  
Stackable  
15" Seat Height



A. The bend of strap dining chairs is reinforced with extra internal aluminum tubing.

## Aruba Strap

1" Round Arm | Extruded Aluminum | 2" Vinyl with UV Stabilizers & Mildew Preventatives



#W0150  
Dining Arm Chair  
W D H SH AH  
22 22 34 17 23



#W0110  
Chaise Lounge  
W D H SH  
24 79 38 12

Aluminum Ratchet  
Aluminum Skids  
Double Wrapped Straps  
Stackable  
12" Seat Height



**Country Club Strap** 

1" Round Arm | Extruded Aluminum | 2" Vinyl with UV Stabilizers & Mildew Preventatives



**#W0350**  
Dining Arm Chair  
W D H SH AH  
22 27 35 17 23



**#W0350CW**  
Cross Weave Dining Chair  
W D H SH AH  
22 27 35 17 23



**#W0350DX**  
Dining Chair,  
Extra Front Brace  
W D H SH AH  
22 27 35 17 23



**#W0350CWDX**  
Cross Weave Dining,  
Extra Front Brace  
W D H SH AH  
22 27 35 17 23



**#W0340**  
Sand Chair  
W D H  
22 30 28



**#W0340CW**  
Sand Chair, Cross Weave  
W D H  
22 30 28



**#W0315**  
Ottoman  
W D H  
19 23 16



**#W0375**  
Bar Chair  
W D H SH  
19 27 45 30




**#W0375CW**  
Bar Chair, Cross Weave  
W D H SH  
19 27 45 30



**#W0375A**  
Bar Chair w/ Arms  
W D H SH AH  
25 27 45 30 38



**#W0375ACW**  
Bar w/ Arms, Cross Weave  
W D H SH AH  
27 27 45 30 38



A. The seat bend of most strap dining chairs is reinforced with extra internal aluminum tubing.



B. Aluminum skid welded into all Country Club strap chaises.



C. Safety Bend: Prevents fingers being pinched when adjusting the head rest of any Country Club chaise.



D. All strap furniture features double wrapped straps secured in place with nylon rivets.



E. Vinyl protector prevents the aluminum ratchet from scratching the frame during adjustment.



F. Extended bed frame is 14" longer than the standard chaise.



#W0310  
Chaise Lounge  
W D H SH  
27 79 41 14.5



#W0310CW  
Chaise Lounge, Cross Weave  
W D H SH  
27 79 41 14.5



#W0310A  
Chaise Lounge with Arms  
W D H SH AH  
27 79 41 14.5 20



#W0310ACW  
Chaise Lounge w/ Arms, Cross Weave  
W D H SH AH  
27 79 41 14.5 20



#W0310EX  
Chaise with Extended Bed  
W D H SH  
27 79 41 14.5



#W0310EXCW  
Chaise Extended Bed, Cross Weave  
W D H SH  
27 79 41 14.5

201 White	215 French Blue	222 Buttercup	236 Burgundy
202 Vanilla	216 Royal Blue	224 Off White	237 Putty
205 Driftwood	217 Navy Blue	225 Red	248 Sherwood Green
206 Camel	218 Orange	227 Jade Green	249 Deepwater Blue
208 Dark Brown	219 Gray	231 Leisure Brown	252 Dove
212 Dark Green	221 Black	232 Adobe	257 Light Blue
214 Turquoise	FLGY		

\*Colors may not be exact, see vinyl samples.

## Vinyl Chevrons

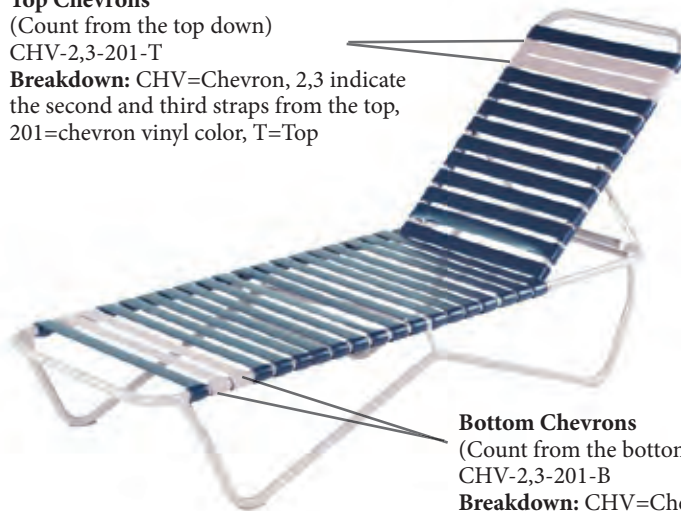
Chevrons do not come standard, but are available free of charge. The image below represents the Standard Chevron locations. There is no standard chevron color and if you do not specify a second vinyl color on your order, no chevrons will be assumed. Use the diagram to learn how to order accent chevrons outside of the Standard chevron locations.

### Top Chevrons

(Count from the top down)

CHV-2,3-201-T

**Breakdown:** CHV=Chevron, 2,3 indicate the second and third straps from the top, 201=chevron vinyl color, T=Top



### Bottom Chevrons

(Count from the bottom up)

CHV-2,3-201-B

**Breakdown:** CHV=Chevron, 2&3 indicate the second and third straps from the bottom, 201=chevron vinyl color, B=Bottom